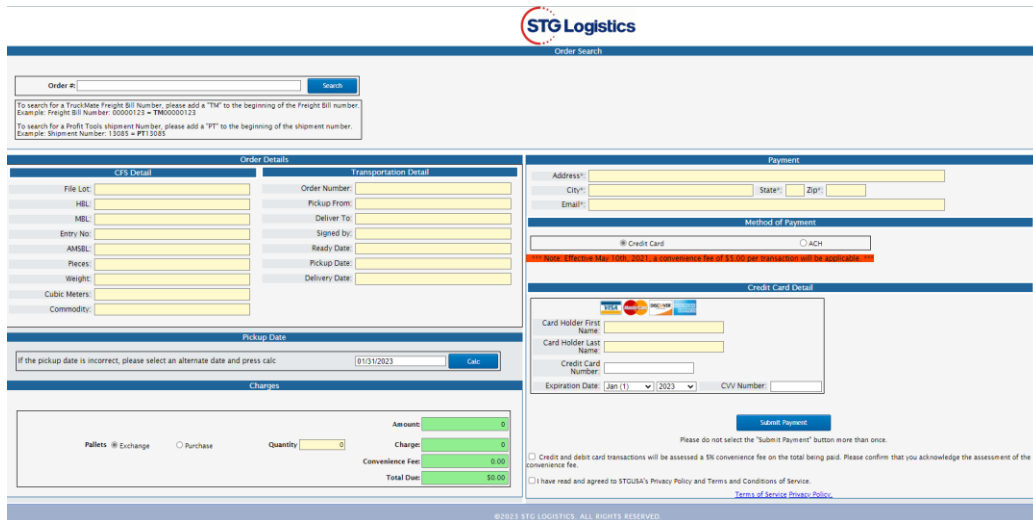


Paying via ePay

This process will guide you in making an Electronic Payment.

To complete these processes, you will need to Login.

To access the ePay page click on link <https://paynow.stgusa.com/stgEpayments/>



The screenshot shows the STG Logistics ePay interface. At the top is the STG Logistics logo and 'Order Search' header. Below is a search bar for 'Order #' with a 'Search' button. A note explains how to search for TruckMate Freight Bill numbers (adding 'TM') and Profit Tools shipment numbers (adding 'PT'). The main area is divided into 'Order Details' and 'Payment' sections. 'Order Details' is further split into 'CFS Detail' and 'Transportation Detail', each with multiple input fields. The 'Payment' section includes address fields, a 'Method of Payment' section with radio buttons for 'Credit Card' and 'ACH', and a 'Credit Card Detail' section with fields for cardholder name, number, expiration date, and CVV. A 'Submit Payment' button is at the bottom right. A 'Charges' section at the bottom left shows a table with columns for 'Amount', 'Charge', and 'Total Due', with a total due of \$0.00.

Enter the FOE order number or the File Lot Number form CMS.

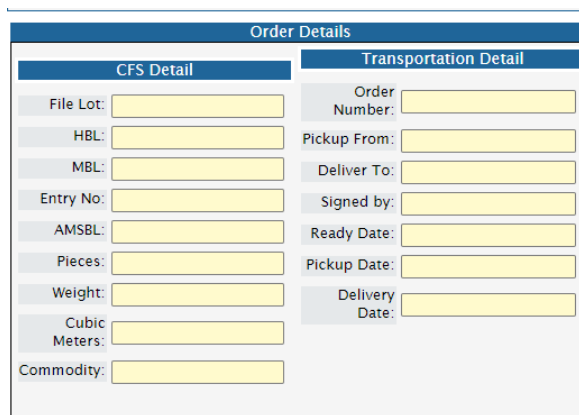
Please Note* For TruckMate orders add TM to the beginning of the Freight bill number.

Profit Tools shipment Number, please add a PT to the beginning of the shipment number.

To search for a TruckMate Freight Bill Number, please add a "TM" to the beginning of the Freight Bill number.
Example: Freight Bill Number: 00000123 = TM00000123

To search for a Profit Tools shipment Number, please add a "PT" to the beginning of the shipment number.
Example: Shipment Number: 13085 = PT13085

Fill in appropriate fields for CFS and Transportation Details areas. Confirm information from FOE and CMS in the appropriate fields.



This is a close-up of the 'Order Details' section from the ePay interface. It is divided into two columns: 'CFS Detail' and 'Transportation Detail'. Each column contains several input fields for data entry. The 'CFS Detail' fields include File Lot, HBL, MBL, Entry No, AMSBL, Pieces, Weight, Cubic Meters, and Commodity. The 'Transportation Detail' fields include Order Number, Pickup From, Deliver To, Signed by, Ready Date, Pickup Date, and Delivery Date.



Pickup Date needs to be manually entered.

Pickup Date

If the pickup date is incorrect, please select an alternate date and press calc

05/25/2021

Please Note: Pickup Date defaults to current date.

Here you will see charges for your cargo.

Charges

<input checked="" type="radio"/> Pallets	<input type="radio"/> Exchange	<input type="radio"/> Purchase	Quantity: <input type="text" value="0"/>	Amount: <input type="text" value="0"/>
				Charge: <input type="text" value="0"/>
				Convenience Fee: <input type="text" value="0.00"/>
				Total Due: <input type="text" value="\$0.00"/>

Fill in required field and click Submit Payment.

Payment

Address*:

City*: State*: Zip*:


Email*:

Method of Payment

Credit Card ACH

*** Note: Effective May 10th, 2021, a convenience fee of \$5.00 per transaction will be applicable. ***

Credit Card Detail



Card Holder First Name:

Card Holder Last Name:

Credit Card Number:

Expiration Date: CVV Number: